



測驗題建製

1

sheng@mail.ncyu.edu.tw

2

abstract

➤ 測驗題

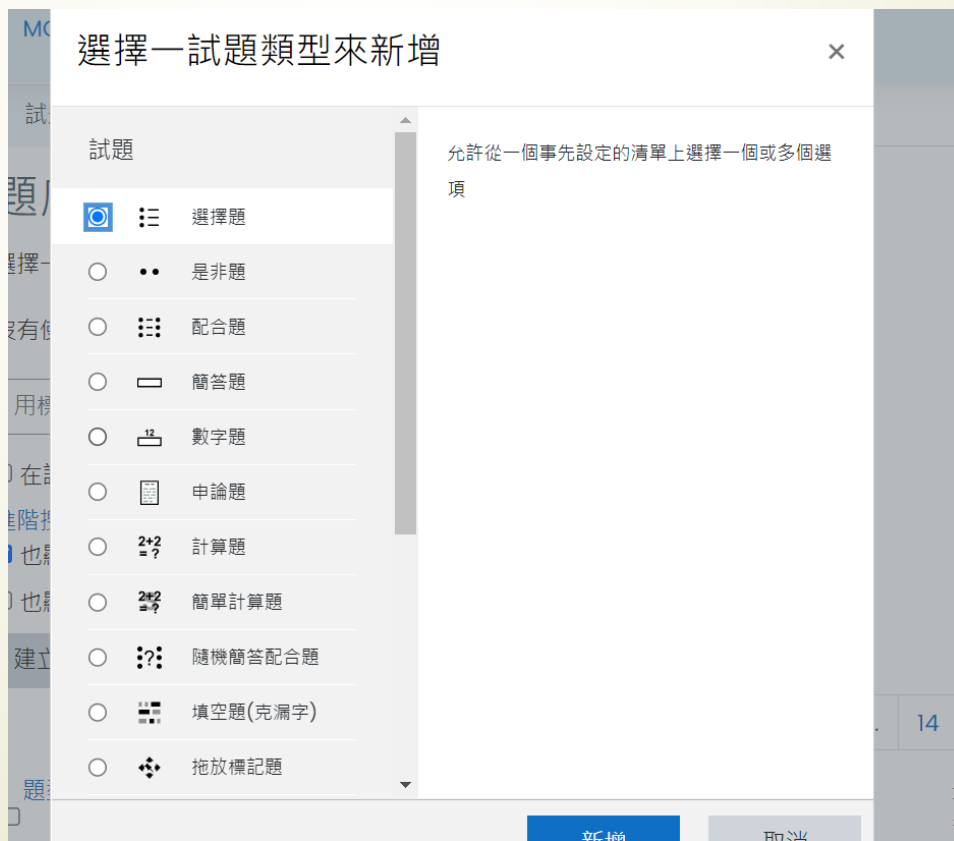
建立題目

➔ 進入題庫後，選擇題庫類別後，點選"建立一新試題"

The screenshot displays the NCYU LMS interface for editing a question. The browser address bar shows the URL: `ecourse.ncyu.edu.tw/question/edit.php?courseid=2267&category=794%2C16142&qshowtext=0&recurse=0&recurse=1&sl`. The page header includes the NCYU logo and the text "嘉大輔助教學平台" and "NCYU LMS". Navigation links for "MOOC主機", "常用文件", and "常用連結" are visible. The main content area is titled "題庫" and features a dropdown menu for selecting a category. The selected category is "進學通識程設 (262)". Below the dropdown, the course ID "課程: 11113750051" is displayed, followed by a list of question banks: "Top for 基礎程式設計 大學部音樂系一年級甲班 新題庫 (540)", "通識程設備用題庫 (817)", "APCS考題 (69)", "Python線上程式 (65)", "Scratch (128)", and "test". The "進學通識程設 (262)" option is highlighted in blue. A "建立一新試題..." button is located at the bottom of the page. A navigation bar at the very bottom shows page numbers 1 through 14, with 1 being the active page.

建立題目

- ▶ 選擇試題類型，再按下方"新增"鈕。



選擇題

- ▶ 測驗題種類很多，最簡單就是單選題
- ▶ 先填入"概念/能力指標"欄
- ▶ 填入"試題文字"(題目)
- ▶ 可選單選或複選
- ▶ 答案中的"選項1"填入選項資料
- ▶ 依次"選項2"、"選項3"、"選項4"等填入
- ▶ 選項若是答案者，在選項的下方成績處改為100%即可

填充題(克漏字)

- ▶ 試題類型若是填充題，題目與答案都要填入試題文字，答案處必須以代碼方式填入。
- ▶ 範例：
 - * Los Angeles is a city in the State of {1:MULTICHOICE:=California#OK~Arizona#Wrong}
 - * The capital of France is {1:SHORTANSWER:=Paris#OK}.

試題類別

試題文字

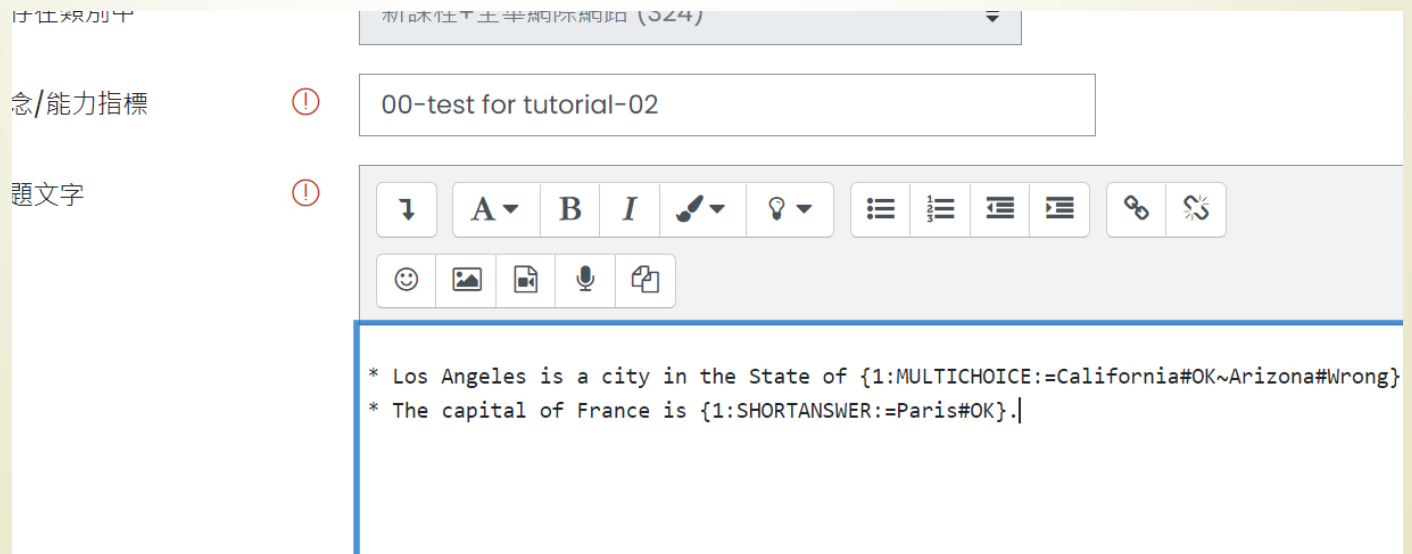
念/能力指標

00-test for tutorial-02

00-test for tutorial-02

* Los Angeles is a city in the State of {1:MULTICHOICE:=California#OK~Arizona#Wrong}

* The capital of France is {1:SHORTANSWER:=Paris#OK}.



填充題(克漏字)

- ▶ 所有克漏字型態的試題項目(填充處)都是編碼在大括號內{ }
- ▶ 出現在左大括號跟冒號之間的數字{1: 是該項目的權重；假如所有的項目都是1，可以不需要指定，所以你可以這樣寫{:
- ▶ 在冒號後可以有幾種試題型態：MULTICHOICE，SHORTANSWER，NUMERICAL
- ▶ MULTICHOICE 及 SHORTANSWER的語法是相同的，唯一的不同在於對學生的顯示
- ▶ a correct answer is preceded with the equal sign = or a percentage (usually %100%)
- ▶ a wrong answer is preceded with nothing or a percentage (usually %0%)

填充題(克漏字)

- ▶ you can allocate some points between 0 and 100 to some answers, if you put the appropriate percentage
- ▶ all answers except the first one are separated from one another by the tilde ~ sign
- ▶ answers can be followed by an optional feedback message, preceded with the # sign; if there is no feedback message, the # sign can be present or absent, it does not matter
- ▶ in the SHORTANSWER type you may want to put a catch-all (wrong) answer in order to send a "wrong, try again" feedback; you can do this by inserting an asterisk * as the very last expected answer in your formula

填充題(克漏字)


- ▶ unfortunately in MULTICHOICE MODE it is not possible to get the answers to be scrambled
- ▶ unfortunately in SHORTANSWER mode it is **not** possible to make the answers **case-sensitive**


填充題(克漏字)

- ▶ 另一個範例
- ▶ Match the following cities with the correct state:
- ▶ * San Francisco: {1: MULTICHOICE:=California#OK~Arizona#Wrong}
- ▶ * Tucson: {1: MULTICHOICE:California#Wrong~%100%Arizona#OK}
- ▶ * Los Angeles: {1: MULTICHOICE:=California#OK~Arizona#Wrong}
- ▶ * Phoenix: {1: MULTICHOICE:%0%California#Wrong~=Arizona#OK}
- ▶ The capital of France is
{1: SHORTANSWER:=Paris#Congratulations!~%50%Marseille#No,
that
- ▶ is the second largest city in France (after Paris).~*#Wrong answer.
The capital of France
- ▶ is Paris, of course.}


填充題(克漏字)


▶ 題目顯示


1  Match the following cities with the correct state:

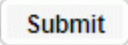
Marks: -- * San Francisco: 

/5

* Tucson: 

* Los Angeles: 

* Phoenix: 

The capital of France is 

Reference

- ▶ <https://support.google.com/drive/answer/2424384?hl=zh-Hant&co=GENIE.Platform%3DDesktop>
- ▶ <https://ecourse.ncyu.edu.tw/>
- ▶ [https://docs.moodle.org/all/zh/index.php?title=%E5%A1%AB%E7%A9%BA%E9%A1%8C\(%E5%85%8B%E6%BC%8F%E5%AD%97\)&variant=zh-hk](https://docs.moodle.org/all/zh/index.php?title=%E5%A1%AB%E7%A9%BA%E9%A1%8C(%E5%85%8B%E6%BC%8F%E5%AD%97)&variant=zh-hk)